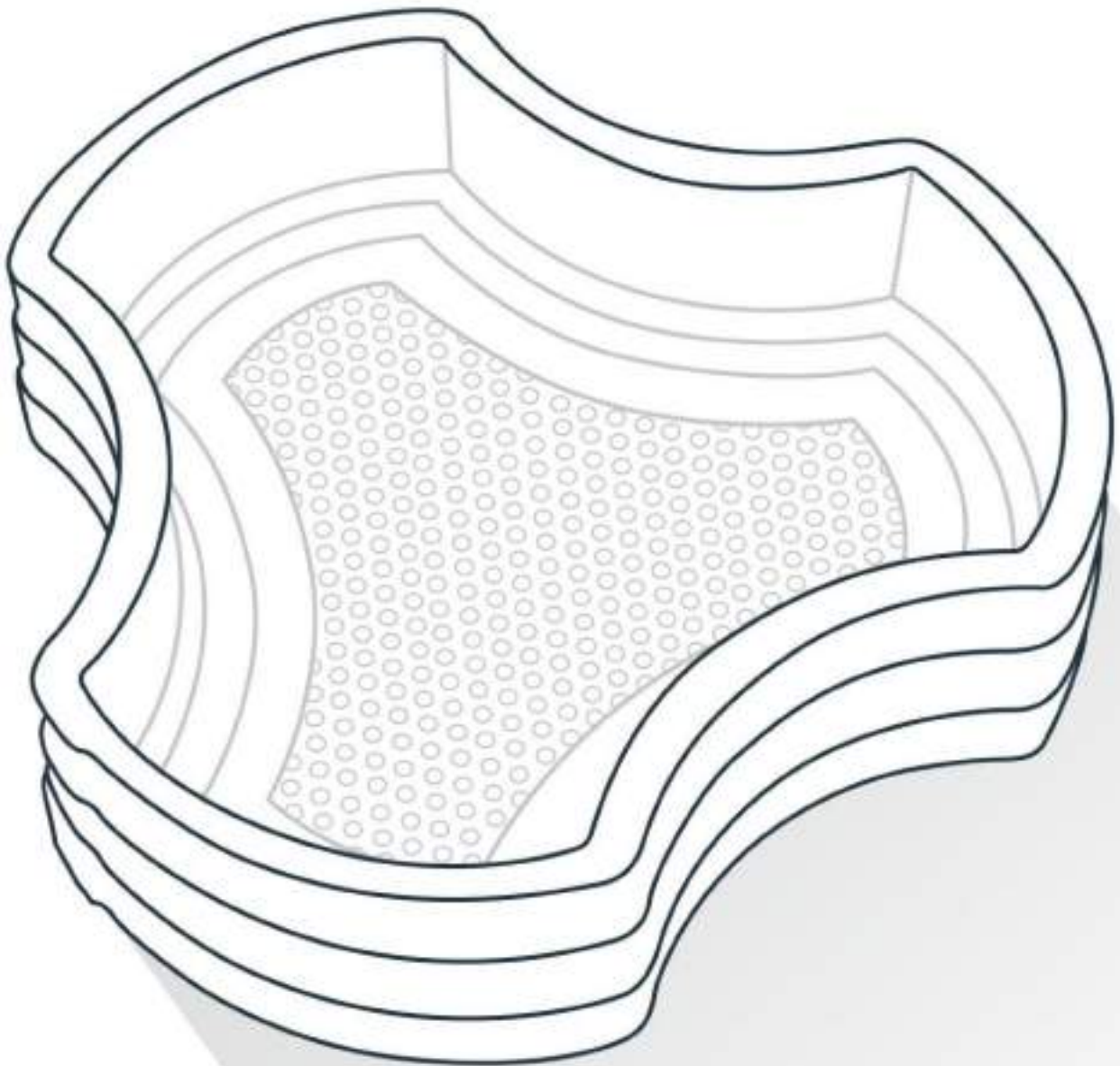




KARMA EXPORTS

Product Catalogue



Quality is Priority.

www.karmaexports.in

KARMA EXPORTS is a leading exporters of Interlocking Paver and Tile Moulds. With such a strategic presence, it serves Indian and Global paving industry with ease With **Many Years** of experience in moulding industry With Over **140 + wide product range** With **Great Customer Satisfaction**

We offer a wide variety of **Interlocking PVC Paver Moulds, Chequered Tile Moulds, Kerb Stone Moulds, Cover Block Moulds**. In Paver Moulds we offer Classic and Designer designs suiting both Government works and Architects choice. In Chequered Tile Moulds we offer 300mm*300mm-250mm*250mm sizes suiting International taste. Here you will be exposed to products running in Indian space and even International Markets. In Kerb Stone we have multiple dimensions suiting for Residential, Industrial and Government sizes. Lastly, in Cover Block Moulds we have moulds for Slab, Column, Raft, Foundation and Piles.

Our Classic pavers are: Unipaver, Cosmic, I shape, Colorado, Taurus, Brooks, Damru, Grass Paver, Hexa, Brick Shape, Victory, Eco Tiles. Our designs are available in multiple textures such as Vermilook, Glossy, Sand Blast, Earth Texture, Rock Finish, Natural Stone Finish and Leather Finish.

Available thickness for our products:
20/25/30/40/60/80/100/125 (mm) etc.

For best return of investment opt for **KARMA EXPORTS Improved Quality Rubberized PVC Moulds**. These have the capability to retain its softness for a long period of time, giving the best product accuracy with consistency. At **Karma Exports "Quality is Priority"**.

Connect with us for our high quality standards, reliable service benchmarks, cost effectiveness, premium products and quick high capacity manufacturing capability. In any part of the world we assure you quality products.

QUALITY • COST • SERVICE • SPEED • INNOVATIVE & CUSTOMISED DESIGNS



International Quality Standards

Reach us Mr. Siddharth, +97908 40995, Mr.Dheeraj, +91-86759 99222, Mr.Karupaiah, +91-77083 70525, info@karmaexports.in

If you don't find a product, we are always ready to get it custom ordered specially for you.

INDEX

PAVER MOULD _____	01
TILE MOULD _____	14
KERB STONE MOULD _____	25
COVER BLOCK MOULD _____	27

HP 101 | COLORADO



Area/Block (sq. ft.) : 0.444 | Height (mm) : 80/60 | 100 Sq. ft. : 225
 Surface Finish : **Vermilook**

HP 102 | UNIPAVER



Area/Block (sq. ft.) : 0.347 | Height (mm) : 100/80/60 | 100 Sq. ft. : 288
 Surface Finish : **Vermilook**

HP 103 | UNIPAVER



Area/Block (sq. ft.) : 0.347 | Height (mm) : 80/60 | 100 Sq. ft. : 288
 Surface Finish : **Sandblast**

HP 104 A | DAMRU



Area/Block (sq. ft.) : 0.391 | Height (mm) : 60 | 100 Sq. ft. : 256
 Surface Finish : **Vermilook**

HP 104 B | DAMRU



Area/Block (sq. ft.) : 0.391 | Height (mm) : 60 | 100 Sq. ft. : 256
Surface Finish : **Glossy and Verm**

HP 105 | COSMIC



Area/Block (sq. ft.) : 0.532 | Height (mm) : 60/80 | 100 Sq. ft. : 188
Surface Finish : **Regular**

HP 106 | COSMIC



Area/Block (sq. ft.) : 0.532 | Height (mm) : 60/80 | 100 Sq. ft. : 188
Surface Finish : **Clubs**

HP 107 A | BROOKS



Area/Block (sq. ft.) : 0.541 | Height (mm) : 80/60 | 100 Sq. ft. : 185
Surface Finish : **Checks**

HP 107 B | BROOKS



Area/Block (sq. ft.) : 0.541 | Height (mm) : 80/60 | 100 Sq. ft. : 185
 Surface Finish : **Vermilook**

HP 108 | WAVE SQUARE




Area/Block (sq. ft.) : 0.44 | Height (mm) : 80/60 | 100 Sq. ft. : 225
 Surface Finish : **Vermilook**

HP 109 | I SHAPE 225



Area/Block (sq. ft.) : 0.442 | Height (mm) : 80/60 | 100 Sq. ft. : 225
 Surface Finish : **Vermilook**

HP 110 | I SHAPE 280



Area/Block (sq. ft.) : 0.357 | Height (mm) : 80/60 | 100 Sq. ft. : 280
 Surface Finish : **Vermilook**

HP 111 | I SHAPE 320



Area/Block (sq. ft.) : 0.312 | Height (mm) : 80/60 | 100 Sq. ft. : 320
Surface Finish : **Vermilook**

HP 112 | TAURUS



Area/Block (sq. ft.) : 0.653 | Height (mm) : 60/30 | 100 Sq. ft. : 153
Surface Finish : **Vermilook**

HP 113 | 2 CAVITY BLOCK 100*100



Area/Block (sq. ft.) : 0.11 | Height (mm) : 60 | 100 Sq. ft. : 910
Surface Finish : **Natural Stone Finish / Sandblast**

HP 114 A | 2 CAVITY BRICK 100*200



Area/Block (sq. ft.) : 0.223 | Height (mm) : 60 | 100 Sq. ft. : 450
Surface Finish : **Natural Stone Finish**

HP 114 B | 2 CAVITY BRICK 100*200



Area/Block (sq. ft.) : 0.223 | Height (mm) : 60 | 100 Sq. ft. : 450
 Surface Finish : **Sandblast / Vermilook**

HP 115 | 1 CAVITY BRICK 100*200




Area/Block (sq. ft.) : 0.223 | Height (mm) : 100/80 | 100 Sq. ft. : 450
 Surface Finish : **Sandblast / Vermilook / Leather Finish**

HP 116 | BRICK 150*150



Area/Block (sq. ft.) : 0.25 | Height (mm) : 60 | 100 Sq. ft. : 400
 Surface Finish : **Vermilook / Learther Finish / Rock**

HP 117 A | BRICK 200*200





Area/Block (sq. ft.) : 0.442 | Height (mm) : 60 | 100 Sq. ft. : 225
 Surface Finish : **Sandblast / Vermilook / Leather Finish**

HP 117 B | BRICK 200*200 SPLIT ROCK



Area/Block (sq. ft.) : 0.442 | Height (mm) : 60 | 100 Sq. ft. : 225
Surface Finish : **Rock**

HP 117 C | BRICK 200*200 NATURAL FINISH



Area/Block (sq. ft.) : 0.5 | Height (mm) : 60 | 100 Sq. ft. : 200
Surface Finish : **Natural Stone Finish**

HP 118 A | BLOCK 150*300



Area/Block (sq. ft.) : 0.5 | Height (mm) : 60 | 100 Sq. ft. : 200
Surface Finish : **Sandblast / Vermilook**

HP 118 B | BLOCK 150*300 STONE BLOCK



Area/Block (sq. ft.) : 0.5 | Height (mm) : 80/60 | 100 Sq. ft. : 200
Surface Finish : **Stone Finish**

HP 118 C | BLOCK 150*300 WOODRUFF



Area/Block (sq. ft.) : 0.5 | Height (mm) : 60 | 100 Sq. ft. : 200
 Surface Finish : **Wooden Texture**

HP 118 D | BLOCK 150*300 TUBE BLOCK



Area/Block (sq. ft.) : 0.5 | Height (mm) : 80/60 | 100 Sq. ft. : 200
 Surface Finish : **Semi Round Lines Glossy**

HP 118 E | BLOCK 150*300 SPLIT LINES



Area/Block (sq. ft.) : 0.5 | Height (mm) : 80/60 | 100 Sq. ft. : 200
 Surface Finish : **Spilt Lines**

HP 119 A | BRICK 125*250



Area/Block (sq. ft.) : 0.347 | Height (mm) : 60 | 100 Sq. ft. : 288
 Surface Finish : **Sandblast**

HP 119 B | BRICK 125*250



Area/Block (sq. ft.) : 0.347 | Height (mm) : 80/60 | 100 Sq. ft. : 288
Surface Finish : **Earth Texture**

HP 119 C | BRICK 125*250



Area/Block (sq. ft.) : 0.347 | Height (mm) : 60 | 100 Sq. ft. : 288
Surface Finish : **Dots**

HP 119 D | BRICK 125*250



Area/Block (sq. ft.) : 0.347 | Height (mm) : 60 | 100 Sq. ft. : 288
Surface Finish : **Round Leather Finish**

HP 120 | BRICK 125*125



Area/Block (sq. ft.) : 0.168 | Height (mm) : 60 | 100 Sq. ft. : 595
Surface Finish : **Round Leather Finish**

HP 121 | BRICK 250*250



Area/Block (sq. ft.) : 0.67 | Height (mm) : 60 | 100 Sq. ft. : 150
Surface Finish : **Round Leather Finish**

HP 122 | BLOCK 115*230 (1 CAV)



Area/Block (sq. ft.) : 0.285 | Height (mm) : 60 | 100 Sq. ft. : 350
Surface Finish : **Vermilook**

HP 123 | BLOCK 100*100



Area/Block (sq. ft.) : 0.11 | Height (mm) : 60 | 100 Sq. ft. : 910
Surface Finish : **Cobble Stone**

HP 124 | BLOCK 300*300



Area/Block (sq. ft.) : 1 | Height (mm) : 60 | 100 Sq. ft. : 100
Surface Finish : **Vermilook / Sandblast**

HP 125 | ANCHOR



Area/Block (sq. ft.) : 0.442 | Height (mm) : 80/60 | 100 Sq. ft. : 225
Surface Finish : **Sandblast**

HP 126| TRIHEX



Area/Block (sq. ft.) : 0.272 | Height (mm) : 60 | 100 Sq. ft. : 360
Surface Finish : **Glossy / Vermilook**

HP 127 | COBBLER



Area/Block (sq. ft.) : 0.362 | Height (mm) : 60/40 | 100 Sq. ft. : 276
Surface Finish : **Stone Texture**

HP 128 | GRASS PAVER




Area/Block (sq. ft.) : 1 | Height (mm) : 60 | 100 Sq. ft. : 100
Surface Finish : **Vermilook / Leather Finish**

HP 129 | SMALL GRASS PAVER 10*10



Area/Block (sq. ft.) : 0.69 | Height (mm) : 60 | 100 Sq. ft. : 145
Surface Finish : **Rough & Glossy**

HP 130 | HASH GRASS PAVER 10.5*10.5



Area/Block (sq. ft.) : 0.77 | Height (mm) : 60/80 | 100 Sq. ft. : 130
Surface Finish : **Glossy**

HP 131 | DIRECTIONAL BUTTON



Area/Block (sq. ft.) : 1 | Height (mm) : 60/40 | 100 Sq. ft. : 100
Surface Finish : **Rough & Glossy**

HP 132 | DIRECTIONAL STRIPE



Area/Block (sq. ft.) : 1 | Height (mm) : 60/40 | 100 Sq. ft. : 100
Surface Finish : **Rough & Glossy**

HP 133 A | CAMELBACK



Area/Block (sq. ft.) : 0.5 | Height (mm) : 60 | 100 Sq. ft. : 200
Surface Finish : **Checks**

HP 133 B | CAMELBACK



Area/Block (sq. ft.) : 0.5 | Height (mm) : 60 | 100 Sq. ft. : 200
Surface Finish : **Lines & Dots**

HP 134 | VICTORY



Area/Block (sq. ft.) : 0.4 | Height (mm) : 80/60 | 100 Sq. ft. : 250
Surface Finish : **Leather Finish**

HP 135 | ARROW



Area/Block (sq. ft.) : 0.27 | Height (mm) : 80/60 | 100 Sq. ft. : 360
Surface Finish : **Leather Finish**

HP 136 | BIG BOX



Area/Block (sq. ft.) : 0.77 | Height (mm) : 60 | 100 Sq. ft. : 130
 Surface Finish : Glossy and Leather Finish

HP 137 | HEXA



Area/Block (sq. ft.) : 0.442 | Height (mm) : 80/60/40 | 100 Sq. ft. : 225
 Surface Finish : Vermilook / Sandblast

HP 138 | DIAMOND (Kaju Katri)



Area/Block (sq. ft.) : 0.34 | Height (mm) : 80/60 | 100 Sq. ft. : 296
 Surface Finish : Leather Finish

HP 139 | ECO




Area/Block (sq. ft.) : 0.69 | Height (mm) : 40/60 | 100 Sq. ft. : 145
 Surface Finish : Leather Finish
 Combo : HP117A

HP 201 | 36 CADBURY 12*12






Area/Block (sq. ft.) : 1 | Height (mm) : 25 | 100 Sq. ft. : 100
Surface Finish : **Glossy**

HP 202 | 17 SMALL SQUARE 12*12



Area/Block (sq. ft.) : 1 | Height (mm) : 25 | 100 Sq. ft. : 100
Surface Finish : **Glossy**

HP 203 | 16 GOTI 12*12



Area/Block (sq. ft.) : 1 | Height (mm) : 25 | 100 Sq. ft. : 100
Surface Finish : **Glossy**

HP 204 | 9 SUNK 12*12



Area/Block (sq. ft.) : 1 | Height (mm) : 25 | 100 Sq. ft. : 100
Surface Finish : **Glossy**

HP 205 | 16 BIG SQUARE 12*12




Area/Block (sq. ft.) : 1 | Height (mm) : 25 | 100 Sq. ft. : 100
Surface Finish : **Glossy**

HP 206 | POOJA 12*12



Area/Block (sq. ft.) : 1 | Height (mm) : 25 | 100 Sq. ft. : 100
Surface Finish : **Glossy**

HP 207 | ANTI SKID 12*12



Area/Block (sq. ft.) : 1 | Height (mm) : 25 | 100 Sq. ft. : 100
Surface Finish : **Glossy and Sandblast**

HP 208 | MATTRESS 12*12



Area/Block (sq. ft.) : 1 | Height (mm) : 25 | 100 Sq. ft. : 100
Surface Finish : **Glossy**

HP 209 | STRIPE 12*12



Area/Block (sq. ft.) : 1 | Height (mm) : 25 | 100 Sq. ft. : 100
Surface Finish : **Glossy**

HP 210 | BIG PLAIN 12*12




Area/Block (sq. ft.) : 1 | Height (mm) : 25 | 100 Sq. ft. : 100
Surface Finish : **Glossy**

HP 211 | FLOWER 12*12



Area/Block (sq. ft.) : 1 | Height (mm) : 25 | 100 Sq. ft. : 100
Surface Finish : **Glossy**

HP 212 | STEP 12*12



Area/Block (sq. ft.) : 1 | Height (mm) : 25 | 100 Sq. ft. : 100
Surface Finish : **Glossy**

HP 213 | RISER 6*12



Area/Block (sq. ft.) : 0.5 | Height (mm) : 25 | 100 Sq. ft. : 200
 Surface Finish : **Glossy**

HP 214 | 18 DOTS STEP 245*245



Area/Block (sq. ft.) : 0.65 | Height (mm) : 22 | 100 Sq. ft. : 155
 Surface Finish : **Glossy**

HP 215 | MULTI CAVITY 4*4



Area/Block (sq. ft.) : 0.11 | Height (mm) : 25 | 100 Sq. ft. : 910
 Surface Finish : **Glossy / Plain**

HP 216 | CHATURA 12*12




Area/Block (sq. ft.) : 0.88 | Height (mm) : 25 | 100 Sq. ft. : 114
 Surface Finish : **Matt Light Lines**

HP 217 | 4 SQUARE 12*12



Area/Block (sq. ft.) : 1 | Height (mm) : 25/30 | 100 Sq. ft. : 100
Surface Finish : **New**

HP 218 | 6 SQUARE 12*12




Area/Block (sq. ft.) : 1 | Height (mm) : 25/30 | 100 Sq. ft. : 100
Surface Finish : **Glossy**

HP 219 | 9 SQUARE ROCKS 12*12



Area/Block (sq. ft.) : 1 | Height (mm) : 25/30 | 100 Sq. ft. : 100
Surface Finish : **Rough Rocky**

HP 220 | 25 SQUARE 12*12




Area/Block (sq. ft.) : 1 | Height (mm) : 35 | 100 Sq. ft. : 100
Surface Finish : **Glossy**

HP 221 | 36 SQUARE 12*12



Area/Block (sq. ft.) : 1 | Height (mm) : 25/30 | 100 Sq. ft. : 100
Surface Finish : **Glossy**

HP 222 | 100 SQUARE 12*12



Area/Block (sq. ft.) : 1 | Height (mm) : 25/30 | 100 Sq. ft. : 100
Surface Finish : **Glossy**

HP 223 | LUXOR 12*12



Area/Block (sq. ft.) : 1 | Height (mm) : 25/30 | 100 Sq. ft. : 100
Surface Finish : **Glossy / Matt**

HP 224 | 36 BIG CAPSULE 12*12



Area/Block (sq. ft.) : 1 | Height (mm) : 25/30 | 100 Sq. ft. : 100
Surface Finish : **Glossy**

HP 225 | 81 SMALL CAPSULE 12*12



Area/Block (sq. ft.) : 1 | Height (mm) : 25/30 | 100 Sq. ft. : 100
Surface Finish : **Glossy**

HP 226 | 36 DOLLAR 12*12



Area/Block (sq. ft.) : 1 | Height (mm) : 25/30 | 100 Sq. ft. : 100
Surface Finish : **Glossy**

HP 227 | 36 STAR 12*12



Area/Block (sq. ft.) : 1 | Height (mm) : 25/30 | 100 Sq. ft. : 100
Surface Finish : **Glossy**

HP 228 | KITES 12*12



Area/Block (sq. ft.) : 1 | Height (mm) : 25/30 | 100 Sq. ft. : 100
Surface Finish : **Glossy**

HP 229 | COLLAGE 12*12



Area/Block (sq. ft.) : 1 | Height (mm) : 25/30 | 100 Sq. ft. : 100
Surface Finish : **Glossy**

HP 230 | FOOTBALL 12*12




Area/Block (sq. ft.) : 1 | Height (mm) : 25 | 100 Sq. ft. : 100
Surface Finish : **Glossy**

HP 231 | STRIPE 12*12



Area/Block (sq. ft.) : 1 | Height (mm) : 25 | 100 Sq. ft. : 100
Surface Finish : **Glossy**

HP 232 | ACCU PRESSURE 12*12



Area/Block (sq. ft.) : 1 | Height (mm) : 30 | 100 Sq. ft. : 100
Surface Finish : **Glossy**

HP 233 | SLAB 8*16





Area/Block (sq. ft.) : 0.89 | Height (mm) : 35 | 100 Sq. ft. : 112
Surface Finish : **Glossy and Matt**

HP 139 | ECO 12*12



Area/Block (sq. ft.) : 0.69 | Height (mm) : 40/60 | 100 Sq. ft. : 145
Surface Finish : **Leather finish**

HP 301 | 15 SMALL SQUARE 10*10



Area/Block (sq. ft.) : 0.69 | Height (mm) : 25 | 100 Sq. ft. : 145
Surface Finish : **Glossy**

HP 302 | PIE 10*10 / 12*12



Area/Block (sq. ft.) : 0.69 | Height (mm) : 25 | 100 Sq. ft. : 145
Surface Finish : **Glossy**

HP 303 | WAVE 10*10



Area/Block (sq. ft.) : 0.69 | Height (mm) : 25 | 100 Sq. ft. : 145
Surface Finish : **Glossy**

HP 304 | 25 DOTS 10*10



Area/Block (sq. ft.) : 0.69 | Height (mm) : 25 | 100 Sq. ft. : 145
Surface Finish : **Glossy**

HP 305 | 25 STAR 10*10



Area/Block (sq. ft.) : 0.69 | Height (mm) : 25 | 100 Sq. ft. : 145
Surface Finish : **Glossy**

HP 306 | SMALL PLAIN 10*10




Area/Block (sq. ft.) : 0.69 | Height (mm) : 15 | 100 Sq. ft. : 145
Surface Finish : **Glossy**

HP 307 | 36 BOX 10*10



Area/Block (sq. ft.) : 0.69 | Height (mm) : 15 | 100 Sq. ft. : 145
Surface Finish : **Glossy**

HP 401 | EARTH PIE 16*16



Area/Block (sq. ft.) : 1.78 | Height (mm) : 35 | 100 Sq. ft. : 56
Surface Finish : **Earth Texture**

HP 402 | ZIG ZAG DESIGN 12*16



Area/Block (sq. ft.) : 1.33 | Height (mm) : 30 | 100 Sq. ft. : 75
Surface Finish : **Glossy**

HP 403 | 4X4 BLOCK 4*4



Area/Block (sq. ft.) : 0.11 | Height (mm) : 60 | 100 Sq. ft. : 910
Surface Finish : **Sandblast**

HP 404 | 6X6 BLOCK 6*6



Area/Block (sq. ft.) : 0.25 | Height (mm) : 30 | 100 Sq. ft. : 400
Surface Finish : **Vermilook**

HP 405 | OCTAGON



Area/Block (sq. ft.) : 1.2 | Height (mm) : 30 | 100 Sq. ft. : 84
Surface Finish : **Vermilook**

HP 501 | KERB STONE D 300*450*100/150



Length (mm) : 300 | Width (mm) : 100/150 | Height (mm) : 450 | Curvature : Chamfer
Surface Finish : **Glossy**

HP 502 | KERB STONE E 450*300*100/150



Length (mm) : 450 | Width (mm) : 100/150 | Height (mm) : 300 | Curvature : Chamfer
Surface Finish : **Glossy**

HP 503 | KERB STONE A 300*300*75/100

Length (mm) : 300 | Width (mm) : 75/100 | Height (mm) : 300 | Curvature : Round
Surface Finish : **Glossy**


HP 504 | KERB STONE B 300*200*75/60

Length (mm) : 300 | Width (mm) : 75/60 | Height (mm) : 200 | Curvature : Chamfer
Surface Finish : **Glossy**

HP 505 | KERB STONE C 200*300*75/60

Length (mm) : 200 | Width (mm) : 75/60 | Height (mm) : 300 | Curvature : Chamfer
Surface Finish : **Glossy**

HP 601 | MULTI D COVER BLOCK



Size : 20/25/40/50 mm | No. of Cavity : 42

HP 602 | ROUND COVER BLOCK



	Spacing	ID	Thickness	No. of cavity
602 A	30	13	18	14
602 B	40	13	18	10
602 C	50	13	22	7



Leather Finish



Sandblast



Glossy



Vermilook



Stone Finish



Rock



Natural Stone Finish

MOULD CARE

- Congratulations! You are now on your way to produce top quality concrete products with these extremely tough and durable high detailed Polyvinyl Chloride Moulds – the best possible method of reproducing the highest standard of detail in concrete paving products.
- If your Polyvinyl Chloride Moulds (or any other rubber mould) is used according to these guidelines it will ensure great details on your concrete products, and years of satisfaction.
- Some release lubricants/agents attack different types of rubber in different ways. Lubricants like old /new motor oil, diesel, and old cooking oil etc. Should never be used on your Polyvinyl Chloride Moulds. (or any other rubber mould).
- Always support or brace your mould with wood or plywood around the sides and bottom to ensure true shape and minimal stresses on the mould outer sides.
- Avoid mould exposure to the sun. Shade is always the better option for any rubber product.
- Never hit your mould with an object/hammer to de-mould your concrete products. If our prescribed release agent is used, your product will de-mould easily.
- Never use sharp objects to clean or scrape off concrete residue from your mould. Your mould is abrasive resistant, not cut resistant!
- Always clean your mould with water and a soft brush after use. Remove all cement-based residues. (Start each day with a clean mould).

KE

KARMA EXPORTS

Quality is Priority

50, Maddox Street,
(Near Veterinary Hospital), Vepery
Chennai - 600 007.India



+91 -44-2346 5224 / +91 97908 40995



info@karmaexports.in



www.karmaexports.in
